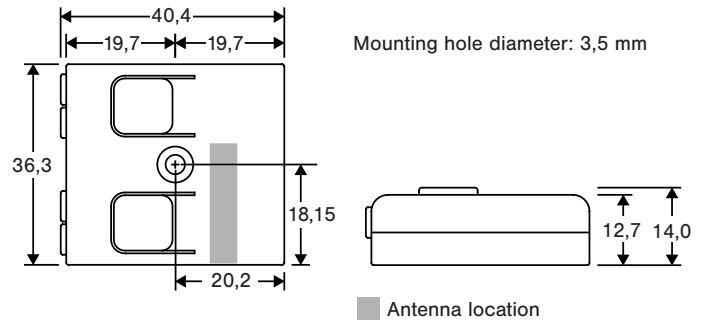


CBU-TED

Bluetooth controllable dimmer




Dimensions



*Tc point is on bottom side

Dimensions are in mm.





Warning!
Hazardous voltages. Risk of electric shock or fire. Only qualified professionals should make the connections. Disconnect the mains power supply and verify its absence prior to installation.

Disposal Instructions

In line with EU Directive 2002/96/EC for waste electrical and electronic equipment (WEEE), this electrical product must not be disposed of as unsorted municipal waste.

Please dispose of this product by returning it to the point of sale or to your local municipal collection point for recycling.

Description

CBU-TED is a Bluetooth controllable, Casambi enabled trailing-edge dimmer for incandescent lamps, dimmable LED lamps and dimmable LED control gear. It can be installed behind a traditional wall switch, inside a luminaire or into a ceiling outlet box. Maximum allowable ambient temperature must be observed.

CBU-TED is able to control up to 150 VA at 230 VAC. It features an overcurrent and over temperature protection.

CBU-TED can be controlled with Casambi app, available for iOS and Android devices, as well as with traditional wall switches. The Casambi app can be downloaded free of charge from Apple App Store and Google Play Store.

Different Casambi enabled products can be used from a simple one luminaire direct control to a complete and full featured light control system where up to 250 units form automatically an intelligent mesh network.

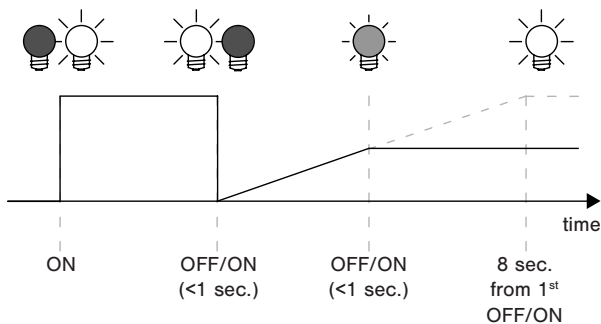
Installation

Make sure that the mains voltage is switched off before making any connections. Use 0,5–1,5 mm² solid conductor electrical wires. Strip the wire 6–8 mm from the end.

Press the buttons on top of the dimmer case and insert the wires to the corresponding terminals. Make sure to connect the input and output correctly. Input connector is marked with letters L and N, while the output connector is marked with letter N and a symbol with a wave and an arrow (⚡).

If you install the dimmer into a heat sensitive environment (e.g. inside a luminaire or in a ceiling outlet box above a luminaire), make sure that the ambient temperature does not exceed the specified maximum value. Using the dimmer in a heat sensitive environment may limit the maximum output power.

Dimming without app



1. Turn lights on from a wall switch.
2. Quickly flick the wall switch off (max. 1 sec.) and back on.
The light level starts to increase gradually.
3. Flick the switch again at desired dim level.
The selected level is saved automatically.
4. If the second flick is not done within 8 sec.
the light intensity reaches its maximum level.
5. Flicking the switch can also be used to switch
between predefined scenes.

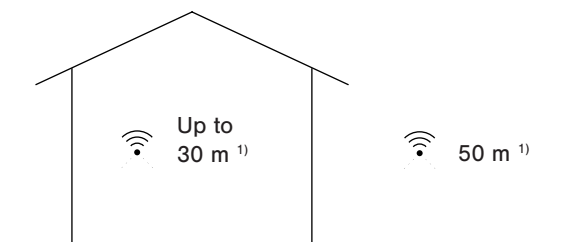
Warning

Using CBU-TED with maximum load will make it hot. Make sure to place the product in well-ventilated space and away from any flammable material.

Range

Compatible devices:

iPhone iOS 10 and later are supported
iPad iOS 10 and later are supported
Android 4.4 version (KitKat) and later are supported



Casambi uses mesh network technology so each Casambi unit, or Casambi Ready product, acts also as a repeater. Longer ranges can be achieved by using multiple Casambi products.

1) Range is highly dependant on the surrounding and obstacles, such as walls and building materials.

Technical data

Input

Voltage:	85–240 VAC
Frequency:	50–60 Hz
Max. mains current:	0,65 A
No-load standby power:	< 0,3 W

Output

Dimming method:	trailing-edge phase control
Max. output power:	150 VA @ 230 VAC
Max. output current:	0,65 A
Min. load requirement:	1 W
Max. inrush current:	10 A, 100 ms

Radio transceiver

Operating frequencies:	2400...2480 MHz
Maximum output power:	+4 dBm

Operating conditions

Ambient temperature, ta:	-20 to +45°C
Max. case temperature, tc:	+75°C
Location of tc point:	bottom side, underneath output connector
Storage temperature:	-25...+75°C
Max. relative humidity:	0...80%, non-condensing

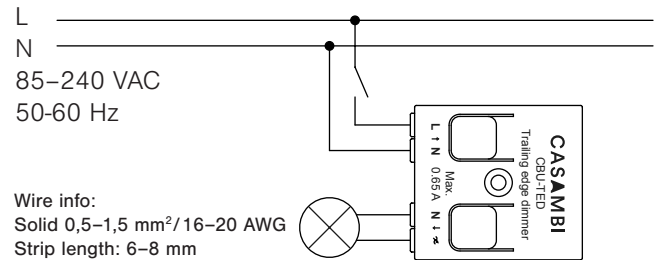
Connectors

Wire range, solid:	0,5–1,5 mm ² 16–20 AWG
Wire strip length:	6-8 mm

Mechanical data

Dimensions:	40,4 x 36,2 x 14,0 mm
Weight:	15 g
Degree of protection:	IP20 (indoor use only)
FCC ID:	2ALA3-CBUTED
IC:	22496-CBUTED
UL:	UL Listed, E494741

Wiring diagram



Warning

Changes or modifications not expressly approved by Casambi Technologies Oy could void the user's authority to operate the equipment.

Type of load

Type of load	Max. load
Incandescent and high voltage halogens	150 VA
Dimmable LED bulbs (C) ¹⁾	150 VA
Dimmable CFL bulbs (C) ¹⁾	150 VA
Trailing edge dimmable LED drivers ¹⁾	150 VA
Low voltage halogens with electronic transformers	150 VA
High voltage AC LED modules ¹⁾	150 VA
Wire wound transformers, electric motors and other inductive loads	Not allowed
Non-dimmable fluorescent lamps, LED and CFL bulbs	Not allowed

Never connect inductive loads, such as iron core transformers. This could cause permanent damage to the dimmer. Do not mix different types of loads.

¹⁾ Dimming quality depends solely on the load electronics. Do not mix different types of bulbs or loads. Some luminaires may flicker at low dimming

Fixture profile

Profile #	Profile	Description
526*	TED	One channel 50/60Hz trailing edge phase cut dimmer
11766	TED (Linear)	One channel 50/60Hz trailing edge phase cut dimmer
8123	TED (Log)	One channel 50/60Hz trailing edge phase cut dimmer
3534	Presence	Fixture providing presence and/or daylight sensing. Presence can be activated from smart switch, push button or dedicated presence sensor.

*Default profile

Notes